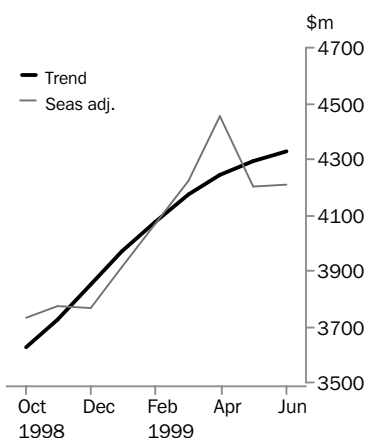


LENDING FINANCE

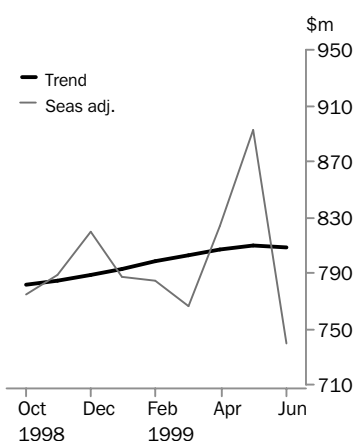
AUSTRALIA

EMBARGO: 11:30AM (CANBERRA TIME) WED 11 AUG 1999

Personal finance



Lease finance



JUNE KEY FIGURES

TREND ESTIMATES	May 1999 \$m	Jun 1999 \$m	% change May 1999 to Jun 1999
Housing finance for owner occupation	5 803	5 919	2.0
Personal finance	4 296	4 325	0.7
Commercial finance	13 386	13 341	-0.3
Lease finance	809	808	-0.1

SEASONALLY ADJUSTED	May 1999 \$m	Jun 1999 \$m	% change May 1999 to Jun 1999
Housing finance for owner occupation	5 947	5 840	-1.8
Personal finance	4 200	4 212	0.3
Commercial finance	13 397	13 309	-0.7
Lease finance	893	739	-17.3

JUNE KEY POINTS

HOUSING FINANCE FOR OWNER OCCUPATION

- The trend estimate for the value of commitments for owner occupied dwellings increased by 2.0% to \$5 919 million in June.
- Seasonally adjusted, the value of owner occupied housing finance decreased by 1.8% to \$5 840 million. On an annual basis, the value of commitments (in original terms) was up 12.5% in 1998-99 over 1997-98.

PERSONAL FINANCE

- The trend estimate increased by 0.7% during June to \$4 325, a continued slowing of the recent strong growth, while the seasonally adjusted estimate was up marginally.
- In original terms, personal finance commitments for 1998-99 were up 8.6% on 1997-98.

COMMERCIAL FINANCE

- The trend estimate decreased by 0.3% to \$13 341 million in June, with a 1.1% decrease in revolving credit offset by a 0.2% increase in fixed loan commitments.

LEASE FINANCE

- The trend estimate remained steady in June, while the seasonally adjusted estimate fell by 17.3%, largely offsetting the increases of the last two months.
- Commitments for lease finance were up 5.6% in 1998-99 over 1997-98.

- For further information about these and related statistics, contact Karen Young on Sydney 02 9268 4784, or Client Services in any ABS office as shown on the back cover of this publication.

NOTES

FORTHCOMING ISSUES

<i>ISSUE</i>	<i>RELEASE DATE</i>
July 1999	10 September 1999
August 1999	13 October 1999
September 1999	16 November 1999
October 1999	10 December 1999
November 1999	25 January 2000
December 1999	17 February 2000



CHANGES IN THIS ISSUE

There are no changes in this issue.



W. McLennan
Australian Statistician

SUMMARY OF FINDINGS

HOUSING FINANCE FOR OWNER OCCUPATION

The trend estimate for the value of commitments increased by 2.0% to \$5 919 million in June, continuing the upward trend which commenced in September 1998. Seasonally adjusted, the value of commitments decreased by 1.8% to \$5 840 million in June following three months of growth.

For further information refer to *Housing Finance For Owner Occupation, Australia* (Cat. no. 5609.0)

PERSONAL FINANCE

The trend estimate increased by 0.7% to \$4 325 million in June. The increase in total commitments reflects growth of 1.5% in revolving credit commitments, although this growth has been slowing over the past six months. Fixed lending fell slightly.

The marginal increase in the seasonally adjusted series for total commitments in June (0.3%) resulted mainly from contrasting movements in both revolving credit commitments, up 2.1%, and fixed lending, which fell 2.2%.

In original terms, personal finance commitments in 1998-99 were up 8.6%, due to the increase of 23.3% in revolving credit facilities, with commitments for fixed loan facilities falling by 5.1% in 1998-99.

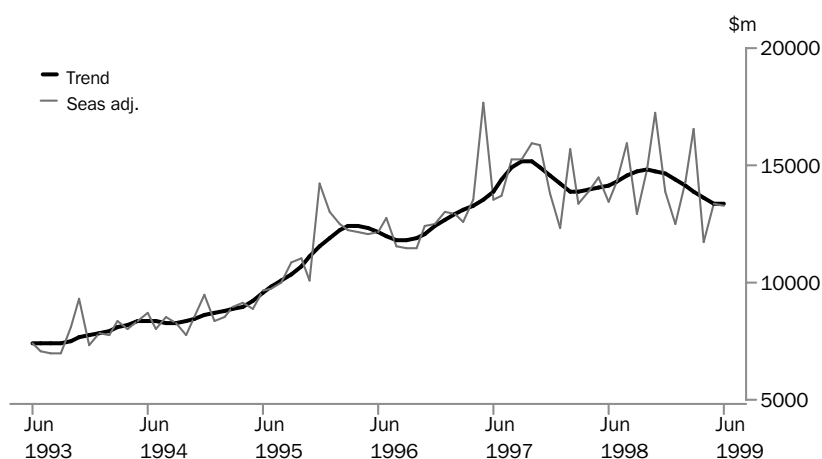
Revolving credit being used in June 1999 (\$36.7 billion) was up 31% on the credit being used in June 1998.

COMMERCIAL FINANCE

The trend estimate for commercial finance commitments remains steady, down only 0.3% in June 1999, reflecting minor movements in both fixed lending (up 0.2%) and revolving credit commitments (down 1.1%).

In original terms, commercial finance commitments were steady, falling just 0.3% in 1998-99. Similarly marginal falls were observed for both fixed loan and revolving credit facilities.

Readers should exercise caution when interpreting the seasonally adjusted data. For further information, see Explanatory Note 10.



LEASE FINANCE

The trend estimate for lease finance commitments was virtually unchanged in June, falling only 0.1% to \$808 million. A fall in the seasonally adjusted series of 17.3% reversed the gains of the previous two months.

In 1998-99, the total value of new commitments for lease finance was up 5.6% on 1997-98 (in original terms).

FINANCE COMMITMENTS, Summary

Month	SECURED HOUSING(a).		PERSONAL.....			COMMERCIAL.....			LEASE
	Construction and purchase of dwellings	Alterations and additions	Fixed loan facilities	Revolving credit facilities(b)	Total	Fixed loan facilities	Revolving credit facilities(b)(c)	Total	Total
	\$m	\$m	\$m	\$m	\$m	\$m	\$m	\$m	\$m
ORIGINAL									
1998									
June	5 159	245	1 987	1 892	3 879	10 038	6 318	16 356	1 163
July	4 959	222	1 838	1 903	3 741	9 002	7 652	16 654	904
August	4 436	200	1 634	1 857	3 491	6 984	7 665	14 649	687
September	4 514	203	1 745	1 921	3 666	7 129	6 949	14 078	755
October	4 574	216	1 692	2 059	3 751	7 261	6 352	13 612	720
November	4 966	219	1 739	1 952	3 691	7 901	7 732	15 634	704
December	4 964	218	1 736	2 175	3 911	8 623	7 344	15 967	902
1999									
January	4 010	184	1 606	1 645	3 251	5 129	5 255	10 385	544
February	4 914	222	1 755	1 851	3 606	6 110	6 171	12 281	676
March	6 410	319	2 027	2 368	4 395	9 582	7 856	17 439	830
April	5 513	262	1 669	2 427	4 096	5 665	5 124	10 789	744
May	5 956	276	1 732	2 444	4 176	7 203	5 467	12 670	863
June	6 255	281	1 964	2 837	4 801	10 584	7 238	17 821	1 157
SEASONALLY ADJUSTED									
1998									
June	4 872	n.a.	1 810	1 800	3 610	7 814	5 620	13 434	780
July	4 552	n.a.	1 731	1 520	3 250	7 802	6 546	14 348	758
August	4 496	n.a.	1 713	1 812	3 525	7 408	8 557	15 964	785
September	4 417	n.a.	1 689	1 835	3 523	6 615	6 307	12 922	754
October	4 579	n.a.	1 796	1 933	3 729	7 756	7 037	14 793	775
November	4 948	n.a.	1 822	1 949	3 771	8 610	8 591	17 201	789
December	5 078	n.a.	1 729	2 036	3 764	7 240	6 676	13 916	819
1999									
January	5 156	n.a.	1 813	2 104	3 917	6 947	5 568	12 515	787
February	5 059	n.a.	1 780	2 286	4 066	7 327	7 026	14 353	784
March	5 625	n.a.	1 745	2 475	4 221	8 843	7 696	16 539	766
April	5 702	n.a.	1 816	2 641	4 457	6 783	4 932	11 715	824
May	5 947	n.a.	1 747	2 453	4 200	7 286	6 111	13 397	893
June	5 840	n.a.	1 708	2 504	4 212	7 439	5 870	13 309	739
TREND ESTIMATES									
1998									
June	4 589	n.a.	1 771	1 737	3 508	7 512	6 645	14 157	760
July	4 561	n.a.	1 753	1 739	3 491	7 506	6 844	14 350	761
August	4 554	n.a.	1 743	1 763	3 506	7 536	7 071	14 607	767
September	4 585	n.a.	1 744	1 809	3 553	7 532	7 238	14 770	775
October	4 667	n.a.	1 753	1 875	3 628	7 517	7 294	14 812	782
November	4 798	n.a.	1 767	1 961	3 728	7 548	7 228	14 777	785
December	4 965	n.a.	1 781	2 067	3 848	7 592	7 052	14 644	788
1999									
January	5 149	n.a.	1 786	2 181	3 968	7 605	6 815	14 421	793
February	5 329	n.a.	1 782	2 295	4 077	7 569	6 598	14 167	799
March	5 499	n.a.	1 774	2 399	4 173	7 508	6 367	13 875	803
April	5 661	n.a.	1 764	2 482	4 246	7 466	6 158	13 624	807
May	5 803	n.a.	1 754	2 543	4 296	7 420	5 965	13 386	809
June	5 919	n.a.	1 745	2 580	4 325	7 439	5 903	13 341	808

(a) For owner occupation.

(c) See Explanatory Note 10 on page 11 for further information on the seasonally adjusted data for this series.

(b) New increased credit limits during the period; includes credit cards.

2

HOUSING AND PERSONAL FINANCE COMMITMENTS, By Type of Lender: Original

Month	HOUSING FINANCE(a).....					PERSONAL FINANCE.....				
	All banks	Permanent building societies	Mortgage managers	Other lenders	Total	All banks	Credit co-operatives	Finance companies	Other lenders	Total
	\$m	\$m	\$m	\$m	\$m	\$m	\$m	\$m	\$m	\$m
1998										
April	3 668	192	474	262	4 596	2 540	257	583	107	3 488
May	3 725	182	452	256	4 614	2 671	260	575	121	3 627
June	4 244	206	471	238	5 159	2 816	300	641	122	3 879
July	4 069	185	451	253	4 959	2 648	310	672	112	3 741
August	3 671	163	381	221	4 436	2 518	249	593	131	3 491
September	3 739	178	364	233	4 514	2 659	253	622	133	3 666
October	3 811	175	362	226	4 574	2 762	258	597	135	3 751
November	4 188	188	371	219	4 966	2 685	272	612	121	3 691
December	4 219	187	318	240	4 964	2 865	294	624	128	3 911
1999										
January	3 334	150	326	200	4 010	2 359	240	539	114	3 251
February	4 092	193	399	229	4 914	2 649	270	562	125	3 606
March	5 394	231	498	287	6 410	3 280	313	663	139	4 395
April	4 643	188	442	240	5 513	3 135	272	564	125	4 096
May	5 053	181	473	250	5 956	3 171	271	604	131	4 176
June	5 282	194	507	273	6 255	3 751	284	622	144	4 801

(a) Excludes alterations and additions.

3

COMMERCIAL AND LEASE FINANCE COMMITMENTS, By Type of Lender: Original

Month	COMMERCIAL FINANCE.....					LEASE FINANCE.....				
	All banks	Money market corporations	Finance companies	Other lenders	Total	All banks	General financiers	Finance companies	Other lessors(a)	Total
	\$m	\$m	\$m	\$m	\$m	\$m	\$m	\$m	\$m	\$m
1998										
April	9 279	3 351	385	705	13 720	239	108	313	23	682
May	11 070	1 939	388	805	14 202	297	113	306	18	734
June	13 560	1 533	370	893	16 356	466	166	461	68	1 163
July	13 445	1 732	371	1 107	16 654	348	155	343	58	904
August	12 083	1 504	370	691	14 649	232	131	287	38	687
September	10 370	2 653	396	658	14 078	257	171	300	27	755
October	11 401	1 094	355	762	13 612	254	151	287	27	720
November	11 841	2 285	445	1 063	15 634	280	138	266	20	704
December	13 219	1 700	436	611	15 967	373	164	325	40	902
1999										
January	8 698	975	338	374	10 385	204	100	217	23	544
February	9 571	1 745	352	613	12 281	291	92	266	27	676
March	15 590	812	456	580	17 439	341	129	348	12	830
April	9 425	560	329	475	10 789	284	134	309	17	744
May	10 911	784	325	650	12 670	345	130	353	35	863
June	16 150	651	353	667	17 821	475	189	460	33	1 157

(a) Includes money market corporations.

4

PERSONAL FINANCE COMMITMENTS, Fixed Loan Facilities: Original

Month	New motor cars and station wagons \$m	Used motor cars and station wagons \$m	Total motor vehicles(a) \$m	Individual residential blocks of land \$m	Unsecured owner occupied housing finance(b) \$m	Debt consolidation \$m	Refinancing \$m	Other(c) \$m	Total \$m
1998									
April	245	444	739	121	56	152	238	437	1 743
May	253	446	750	136	53	158	253	461	1 812
June	320	476	852	132	48	190	272	492	1 987
July	309	468	840	120	49	146	249	434	1 838
August	265	436	752	117	44	122	206	392	1 634
September	272	468	796	127	48	138	230	407	1 745
October	265	449	766	119	45	132	222	408	1 692
November	267	437	763	125	47	138	223	443	1 739
December	275	441	771	114	46	138	212	455	1 736
1999									
January	235	427	716	89	37	129	205	431	1 606
February	257	434	745	119	44	152	220	475	1 755
March	307	491	860	144	49	187	231	555	2 027
April	268	414	737	110	40	147	200	435	1 669
May	278	456	805	123	41	137	223	403	1 732
June	301	476	848	133	43	155	240	545	1 964

(a) Includes motor cycles and other motor vehicles.

(c) Includes boats, caravans and trailers, household goods, travel and holiday and other purposes.

(b) Includes alterations and additions.

5

PERSONAL FINANCE COMMITMENTS, Revolving Credit Facilities: Original

Month	Secured \$m	Unsecured \$m	Total \$m	Cancellations and reductions \$m	Total available \$m	Used \$m
1998						
April	934	811	1 745	668	61 739	26 230
May	1 007	809	1 816	603	62 891	26 945
June	1 078	814	1 892	668	64 279	28 124
July	991	912	1 903	951	63 919	27 599
August	970	887	1 857	504	65 250	28 392
September	1 120	801	1 921	520	66 683	28 587
October	1 184	875	2 059	680	68 034	29 804
November	1 121	831	1 952	516	69 499	31 174
December	1 308	867	2 175	532	71 108	31 908
1999						
January	954	691	1 645	781	72 072	32 273
February	1 079	772	1 851	509	73 425	32 798
March	1 385	982	2 368	519	75 306	33 631
April	1 273	1 155	2 427	776	76 977	34 453
May	1 294	1 149	2 444	549	78 829	35 128
June	1 670	1 167	2 837	592	81 088	36 730

6

COMMERCIAL FINANCE COMMITMENTS, Fixed Loan Facilities: Original

	<i>Construction finance</i>	<i>Purchase of real property</i>	<i>Wholesale finance</i>	<i>Purchase of plant and equipment</i>	<i>Factoring</i>	<i>Refinancing</i>	<i>Other</i>	<i>Total</i>	<i>Commitments not drawn at end of month</i>
<i>Month</i>	<i>\$m</i>	<i>\$m</i>	<i>\$m</i>	<i>\$m</i>	<i>\$m</i>	<i>\$m</i>	<i>\$m</i>	<i>\$m</i>	<i>\$m</i>
1998									
April	595	2 209	451	692	176	1 030	1 485	6 637	7 781
May	966	2 289	511	500	175	989	2 266	7 696	9 091
June	1 299	3 008	615	541	131	1 527	2 918	10 038	8 147
July	848	2 718	617	662	164	952	3 041	9 002	8 828
August	783	2 035	510	564	155	676	2 261	6 984	9 263
September	600	2 308	526	744	142	959	1 851	7 129	8 566
October	505	2 166	448	622	150	586	2 784	7 261	8 545
November	514	2 261	886	621	135	1 102	2 382	7 901	9 343
December	710	2 372	582	686	159	1 387	2 727	8 623	8 768
1999									
January	465	1 768	228	495	160	417	1 597	5 129	8 766
February	578	2 136	387	592	128	1 038	1 250	6 110	9 014
March	943	2 677	527	718	133	1 491	3 093	9 582	9 296
April	555	2 228	201	549	141	406	1 584	5 665	8 772
May	830	2 469	224	633	121	666	2 259	7 203	8 780
June	693	2 978	314	755	102	1 705	4 036	10 584	9 906

7

REVOLVING COMMERCIAL FINANCE AND LEASE FINANCE COMMITMENTS: Original

REVOLVING CREDIT FACILITIES.....

LEASE FINANCE FACILITIES..

	<i>New and increased credit limits</i>	<i>Cancellations and reductions</i>	<i>Total credit limits at end of month</i>	<i>Credit limits used at end of month</i>	<i>Total commitments</i>	<i>Commitments not drawn at end of month</i>
<i>Month</i>	<i>\$m</i>	<i>\$m</i>	<i>\$m</i>	<i>\$m</i>	<i>\$m</i>	<i>\$m</i>
1998						
April	7 083	4 419	198 522	117 142	682	325
May	6 507	4 398	199 662	117 430	734	321
June	6 318	4 426	201 628	120 293	1 163	337
July	7 652	5 651	208 799	118 537	904	415
August	7 665	4 788	211 809	120 781	687	376
September	6 949	5 025	212 930	119 990	755	320
October	6 352	5 593	213 079	123 210	720	298
November	7 732	4 708	216 090	124 224	704	294
December	7 344	5 677	217 346	126 716	902	329
1999						
January	5 255	5 070	206 934	119 087	544	310
February	6 171	4 137	208 798	119 721	676	314
March	7 856	6 680	209 991	120 152	830	332
April	5 124	4 499	211 572	119 120	744	329
May	5 467	4 598	212 673	121 096	863	286
June	7 238	7 831	212 343	123 134	1 157	178

FINANCE COMMITMENTS FOR HOUSING(a): Original

Month	SECURED, FOR OWNER OCCUPATION.....					UNSECURED, PERSONAL FINANCE		COMMERCIAL FINANCE.....			Total
	Construction of dwellings	Purchase of newly erected dwellings	Purchase of established dwellings under new finance	Refinancing for established dwellings	Alterations and additions	Purchase and construction of dwellings	Alterations and additions	Construction of dwellings for rent or resale	Purchase of dwellings for rent or resale by individuals	Purchase of dwellings for rent or resale by others	
	\$m	\$m	\$m	\$m	\$m	\$m	\$m	\$m	\$m	\$m	\$m
1998											
April	702	224	2 920	750	224	26	30	248	1 416	248	6 788
May	714	226	2 901	772	225	23	30	380	1 432	308	7 012
June	832	256	3 165	905	245	20	28	328	1 750	436	7 966
July	779	259	3 036	885	222	22	28	352	1 487	303	7 371
August	695	236	2 756	749	200	19	25	264	1 321	255	6 520
September	756	234	2 779	745	203	18	30	375	1 452	298	6 890
October	721	230	2 905	719	216	16	29	293	1 363	234	6 726
November	712	246	3 215	794	219	18	29	292	1 555	231	7 310
December	730	236	3 242	757	218	17	29	254	1 550	281	7 313
1999											
January	561	169	2 656	625	184	14	23	172	1 218	186	5 807
February	750	213	3 158	793	222	18	26	204	1 487	220	7 091
March	1 001	263	4 153	993	319	20	30	264	1 889	262	9 194
April	826	223	3 640	824	262	15	24	294	1 574	231	7 915
May	876	235	3 972	873	276	16	26	329	1 788	271	8 662
June	946	259	4 079	971	281	17	26	328	2 017	348	9 273

(a) Includes commitments to refinance loans where the principal purpose is for alterations and/or additions to dwellings.

FINANCE COMMITMENTS FOR MOTOR VEHICLES(a): Original

PERSONAL FINANCE.....

Month	New motor cars and station wagons	Used motor cars and station wagons	Motor cycles	Other motor vehicles	Total	Commercial finance	Lease finance	Total
	\$m	\$m	\$m	\$m	\$m	\$m	\$m	\$m
1998								
April	245	444	17	33	739	296	409	1 444
May	253	446	18	33	750	295	417	1 462
June	320	476	18	38	852	321	611	1 784
July	309	468	24	38	840	312	505	1 656
August	265	436	15	36	752	276	380	1 408
September	272	468	20	37	796	393	399	1 588
October	265	449	18	35	766	323	386	1 475
November	267	437	16	43	763	354	385	1 501
December	275	441	16	39	771	401	445	1 618
1999								
January	235	427	21	34	716	308	310	1 334
February	257	434	16	38	745	323	357	1 425
March	307	491	17	45	860	392	456	1 708
April	268	414	15	41	737	324	427	1 488
May	278	456	26	45	805	350	459	1 613
June	301	476	15	55	848	441	607	1 896

(a) Excludes revolving credit facilities.

LEASE FINANCE COMMITMENTS FOR MOTOR VEHICLES: Original

Month	MOTOR CARS & STATION WAGONS....		LIGHT TRUCKS.....		HEAVY TRUCKS		Other motor vehicles	Total
	New	Used	New	Used	New	Used		
	\$m	\$m	\$m	\$m	\$m	\$m		
1998								
April	220	66	34	9	40	21	19	409
May	223	71	38	10	35	22	17	417
June	330	93	65	18	55	18	32	611
July	262	107	45	12	45	14	19	505
August	225	63	37	9	23	10	14	380
September	226	62	37	7	35	11	19	399
October	215	63	33	8	36	14	17	386
November	207	62	36	7	35	21	16	385
December	252	70	40	10	43	13	17	445
1999								
January	177	53	25	6	24	10	15	310
February	204	62	35	9	20	11	16	357
March	248	74	49	11	37	14	23	456
April	238	71	33	8	28	29	20	427
May	257	77	36	9	43	19	18	459
June	333	100	60	12	54	20	28	607

FINANCE COMMITMENTS FOR PLANT AND EQUIPMENT(a): Original

COMMERCIAL FINANCE.....

Month	Transport equipment(b)	Other plant and equipment	Total	Lease finance	Total
	\$m	\$m	\$m	\$m	\$m
1998					
April	82	314	396	272	668
May	31	174	205	317	522
June	39	181	220	552	772
July	63	287	350	399	749
August	146	142	288	308	596
September	62	288	350	356	707
October	38	260	298	334	632
November	48	220	267	319	587
December	55	229	284	457	741
1999					
January	25	162	187	234	420
February	63	207	270	319	588
March	43	283	327	374	701
April	41	185	226	317	542
May	55	228	283	404	687
June	62	252	314	550	864

(a) Excludes revolving credit facilities.

(b) Excludes motor vehicles, see Table 9.

LEASE FINANCE COMMITMENTS FOR PLANT AND EQUIPMENT: Original

Month	Transport equipment(a)	Construction and earthmoving equipment	Agricultural machinery and equipment	Manufact- uring equipment	Electronic data processing equipment	Office machines	Shop and office furniture, fittings and equipment	Other goods	Total
	\$m	\$m	\$m	\$m	\$m	\$m	\$m	\$m	\$m
1998									
April	15	28	48	41	57	41	20	23	272
May	22	32	49	40	64	44	22	45	317
June	19	65	109	86	111	64	36	61	552
July	16	35	62	50	87	67	27	55	399
August	10	36	32	43	68	53	18	49	308
September	14	24	40	56	88	57	41	37	356
October	18	29	52	43	76	48	26	42	334
November	13	22	32	43	83	48	28	50	319
December	13	30	55	99	101	58	36	65	457
1999									
January	6	21	26	27	52	48	18	36	234
February	12	29	33	68	59	48	22	48	319
March	13	38	55	54	89	38	27	60	374
April	11	31	46	48	73	39	30	39	317
May	23	40	67	58	98	48	23	47	404
June	20	53	84	107	128	57	36	64	550

(a) Excludes motor vehicles, see tables 9 and 10.

EXPLANATORY NOTES

SCOPE

1 Commitments made by the following types of lenders are included in these statistics:

- Banks;
- Permanent building societies;
- Credit unions/co-operative credit societies;
- Life or general insurance companies;
- General government enterprises;
- Organisations raising funds through the secondary mortgage market for approved home buyers under State government housing schemes;
- Superannuation funds;
- Other corporations registered under the *Financial Corporations Act 1974*; and
- Other providers of consumer finance registered with State credit tribunals, including mortgage managers.

COVERAGE

2 The statistics cover significant lenders only. Significant lenders account in aggregate for at least 95% of the Australian total and at least 90% of each State total of the value of commitments for secured housing finance for owner occupation, other personal finance, commercial finance and lease finance, each calculated separately.

3 An annual collection is conducted to maintain coverage of significant lenders. In addition, new lenders are included in the series as their level of lending becomes significant. All banks qualify as significant lenders and are therefore included.

CATEGORIES OF LENDING FINANCE

4 *Secured housing finance for owner occupation* is secured finance to individuals for purchase or construction of dwellings for owner occupation, and for alterations and additions to existing owner-occupied dwellings. Refinancing, involving a change of lender, is also included.

5 *Personal finance* is finance provided to individuals for their personal, non-business, use. Both fixed loans and revolving credit finance are included; secured housing finance and loans for investment purposes are excluded.

6 *Commercial finance* is finance provided to individuals and corporations for business or investment purposes. Fixed loans, revolving credit and commercial hire purchase are included.

7 *Lease finance* includes finance and leverage leases. Operating lease finance data, though excluded, is available from the ABS on request.

REVISIONS

8 Revisions to previously published statistics are included as they occur.

SEASONAL ADJUSTMENT

9 Seasonal adjustment is a means of removing the estimated effects of normal seasonal variation and 'trading day effects' (arising from the varying amounts of activity on different days of the week and the varying reporting practices of the lenders). Adjustment is also made for Easter which may affect the March and April estimates differently. Seasonal adjustment does not remove the effect of irregular or non-seasonal influences (for example, a change in interest rates) from the series.

EXPLANATORY NOTES

- SEASONAL ADJUSTMENT *continued*
- 10** There is some evidence that a change may be occurring in the seasonal patterns of both the fixed and revolving credit components of the commercial finance series. When changes are occurring in the seasonal patterns, larger revisions to the seasonally adjusted series can be expected at the time of the annual seasonal re-analysis. A number of years of data is required before changes in seasonal patterns are fully reflected in the seasonally adjusted series. In these circumstances, especially, the trend estimate is a more reliable indicator of underlying movements in the series, although it should be recognised that the more volatile the seasonally adjusted series, the larger the monthly revisions which can be expected in the most recently published trend series estimates.
- TREND ESTIMATES
- 11** Smoothing seasonally adjusted series reduces the impact of the irregular component of the seasonally adjusted series and creates trend estimates. These trend estimates are derived by applying a 13-term Henderson-weighted moving average to all months of the respective seasonally adjusted series except the last six months. Trend series are created for the last six months by applying surrogates of the Henderson moving average to the seasonally adjusted series. For further information, refer to *A Guide to Interpreting Time Series—Monitoring ‘Trends’: an Overview* (Cat. no. 1348.0) or contact the Assistant Director, Time Series Analysis on Canberra (02) 6252 6345.
- 12** While the smoothing technique described in paragraph 11 enables trend estimates to be produced for the latest few months, it does result in revisions to the trend estimates as new data become available. Generally, revisions become smaller over time and, after three months, usually have a negligible impact on the series. Changes in the original data and re-estimation of seasonal factors may also lead to revisions to the trend.
- RELATED PUBLICATIONS
- 13** Users may also wish to refer to the following publications:
- *Building Activity Australia: Dwelling Unit Commencements* (Cat. no. 8750.0)
 - *Building Approvals, Australia* (Cat. no. 8731.0)
 - *Housing Finance for Owner Occupation, Australia* (Cat. no. 5609.0)
 - *Private New Capital Expenditure and Expected Expenditure, Australia* (Cat. no. 5625.0)
 - *New Motor Vehicle Registrations, Australia: Preliminary* (Cat. no. 9301.0)
- 14** Users may also wish to refer to the *Reserve Bank of Australia, Bulletin* for further information on the lending position of banks and other financial institutions.
- UNPUBLISHED DATA
- 15** Estimates for months prior to those shown in this publication and more detailed commitment series by purpose, type of facility and industry are available. There may be a charge for this information, depending on the volume of data requested.
- 16** Detailed data are also available from PC Ausstats, the ABS on-line time series data service under the subject *Financial Surveys*, then the titles *Housing Finance for Owner Occupation, Personal Finance, Commercial Finance* and *Lease Finance*.

EXPLANATORY NOTES

EFFECTS OF ROUNDING

17 Where figures have been rounded, discrepancies may occur between sums of the component items and totals.

SYMBOLS AND OTHER USAGES

- n.a. not available
- n.p. not available for publication but included in totals where applicable
- n.y.a. not yet available

G L O S S A R Y

Agricultural machinery and equipment	Includes tractors, tillage implements, seeding planting and fertilising equipment, agricultural mowers, harvesters, etc.
Alterations and additions	Comprise all structural and non-structural changes which are integral to the functional and structural design of a dwelling. Examples are garages, carports, pergolas, reroofing, recladding, etc. Alterations and additions do not include swimming pools, ongoing repairs, or maintenance and home improvements which do not involve building work.
Commitment	A lending commitment is a firm offer of finance. It either has been, or is normally expected to be, accepted. Commitments accepted and cancelled in the same month are included. Commitments to non-residents are excluded.
Construction and earth moving equipment	Includes concrete mixers and pumpers, dozers, graders, mobile cranes, crawler tractors, dumpers, road rollers, earth packers, scarifiers, rippers, etc.
Construction of dwellings	For secured housing finance, comprises commitments made to individuals to finance, by way of progress payments, the construction of owner-occupied dwellings.
Debt consolidation	For personal finance, comprises commitments whose principle purpose is to consolidate and pay out amounts owing by the borrower to third parties.
Dwelling	Is a place of residence such as a house, semi-detached house, flat, home unit, town house, terrace house, etc. which includes bathing and cooking facilities.
Electronic data processing equipment	Includes computers, computer peripherals, data entry devices, word processing machines, etc.
Established dwelling	Is a dwelling which has been completed for more than 12 months prior to the lodgement of a loan application, or which has been previously occupied.
Finance lease	A finance lease refers to the leasing or hiring of tangible assets under an agreement, other than a hire purchase agreement, which transfers from the lessor to the lessee substantially all the risks and benefits incident to ownership of the asset without transferring the legal ownership.
Fixed loan facilities	Fixed loan facilities generally involve: <ul style="list-style-type: none">▪ a commitment for a fixed amount for a fixed period for a specific purpose;▪ a schedule of repayments over a fixed period; and▪ repayments which reduce the liability of the borrower but do not act to make further finance available.
Heavy trucks	Comprises all vehicles with a gross combination mass rating in excess of 3.5 tonnes, including prime movers registered without trailers.
Light trucks	Comprises vehicles constructed primarily for the carriage of goods which do not exceed 3.5 tonnes gross vehicle mass such as utilities, panel vans, trucks, cab-chassis, forward control vans and four-wheel drives used to carry goods.
Manufacturing equipment	Includes all plant and equipment used in the manufacture of goods except motor vehicles such as forklifts, work trucks and tractors.
Motor cars and station wagons	Includes cars, station wagons, four-wheel drive and forward control passenger vehicles with up to nine seats (including the driver).

GLOSSARY

Motor cycles	Includes two and three wheeled motor cycles and mopeds, scooters and motor cycles with side cars.
Newly erected dwelling	A new dwelling that has been completed within 12 months of the lodgement of a loan application, and the borrower will be the first occupant.
Office machines	Includes telephone systems (including PABX equipment), facsimile machines, cash registers, photocopiers, etc.
Purpose	The purpose of the loan is that specified by the borrower. Where possible multiple purpose loans are split and each component is reported in the appropriate purpose category; otherwise the whole loan is classified to the major purpose.
Refinancing	For personal and commercial finance, represents a commitment to refinance an existing loan. For secured housing finance, only those loans where the refinancing lender is not the original lender and the security is unchanged are included. The refinancing of a loan to fund a change of residence is treated as a new lending commitment.
Revolving credit facilities	Revolving credit facilities generally have the following characteristics: <ul style="list-style-type: none">▪ a commitment for a credit or borrowing limit is given for a specific period after which the commitment is reviewed;▪ the extent of the borrowing used at any time during the period may be for any amount up to the authorised limit; and▪ repayments (other than of charges and interest) made during the period reduce the extent of the borrowing used and thereby increase the amount of unused credit available up to the authorised limit. Examples include credit cards, lines of credit and approved overdrafts.
Secured credit limits	Includes overdrafts, lines of credit, credit cards etc. backed by a mortgage or other assets owned by the borrower.
Secured housing finance	This comprises all secured commitments to individuals for the construction or purchase of dwellings for owner occupation, regardless of type of security. Commitments for housing that will be occupied by persons other than the owner(s) are excluded.
Significant lenders	Significant lenders are those lenders who, Australia wide during the calendar year 1997, committed funds of more than: <ul style="list-style-type: none">▪ \$34 million for Secured housing finance for owner-occupation; or▪ \$51 million for Personal finance; or▪ \$731 million for Commercial finance; or▪ \$7 million for Lease finance.
Total credit limits at end of period	Comprises total approved credit limits available at the end of the reference month. In principle, this can be derived by adding new and increased lending commitments during the period less cancellations and reductions of credit limits during the period to the balance of credit limits at the end of the previous period. In practice, however, revisions and other adjustments such as the transfer of an existing fixed credit facility will mean that such a derivation is inexact.
Wholesale finance	Comprises finance for the purchase of goods by retailers and wholesalers.

SELF-HELP ACCESS TO STATISTICS

- CPI INFOLINE* For current and historical Consumer Price Index data, call 1902 981 074 (call cost 75c per minute).
- DIAL-A-STATISTIC* For the latest figures for National Accounts, Balance of Payments, Labour Force, Average Weekly Earnings, Estimated Resident Population and the Consumer Price Index call 1900 986 400 (call cost 75c per minute).
- INTERNET* www.abs.gov.au
- LIBRARY* A range of ABS publications is available from public and tertiary libraries Australia-wide. Contact your nearest library to determine whether it has the ABS statistics you require.

WHY NOT SUBSCRIBE?

- PHONE* +61 1300 366 323
- FAX* +61 03 9615 7848

CONSULTANCY SERVICES

ABS offers consultancy services on a user pays basis to help you access published and unpublished data. Data that is already published and can be provided within 5 minutes is free of charge. Statistical methodological services are also available. Please contact:

<i>INQUIRIES</i>	<i>City</i>	<i>By phone</i>	<i>By fax</i>
	Canberra	02 6252 6627	02 6207 0282
	Sydney	02 9268 4611	02 9268 4668
	Melbourne	03 9615 7755	03 9615 7798
	Brisbane	07 3222 6351	07 3222 6283
	Perth	08 9360 5140	08 9360 5955
	Adelaide	08 8237 7400	08 8237 7566
	Hobart	03 6222 5800	03 6222 5995
	Darwin	08 8943 2111	08 8981 1218

POST Client Services, ABS, PO Box 10, Belconnen ACT 2616

EMAIL client.services@abs.gov.au



2567100006991
ISSN 1327-4376

RRP \$15.50

© Commonwealth of Australia 1999

Produced by the Australian Bureau of Statistics